

CONTENTS

This section contains standard size and wide throw hinges. The Sun Valley Bronze Lift-off Ball Bearing Adjustable Hinge is a unique patented design. It is vertically adjustable for wear and equal load bearing. Sand cast in the same alloy as all Sun Valley Bronze hardware, the Ball Bearing Hinge is available in all of our standard finishes. All hinges are made in-house for exacting tolerances.

TABLE OF CONTENTS:

Finial Options	Page	16-2
Standard Hinges	Page	16-3
Wide Throw Hinges	Page	16-4
Cabinet Hinges	Page	16-5
Active Strap Hinges	Pages	16-6 – 16-7

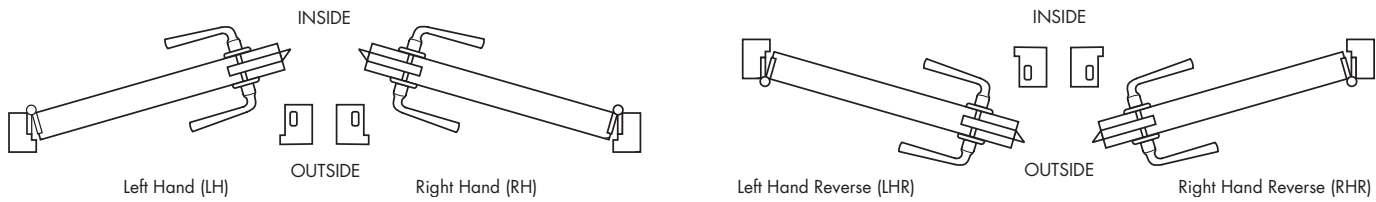
ORDERING INSTRUCTIONS:

Always provide quantity, item number, finial style, patina, and handing.

*Example of order for 3-4.0" x 4.0" Hinges with Steeple Finial.

QTY	ITEM#/LEVER#	FINIAL	PATINA	HANDING
3	BH-4040	Steeple	W1	RH

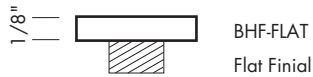
DOOR HANDING GUIDE:



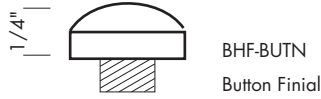
Revised 05/29/09



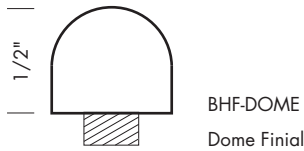
Illustrations are for demonstration purposes only. Any finial may be used on any size hinge. Please specify. All finials have a 5/8" base. * Custom finials are available.



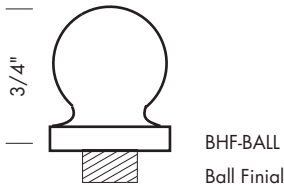
BHF-FLAT
Flat Finial



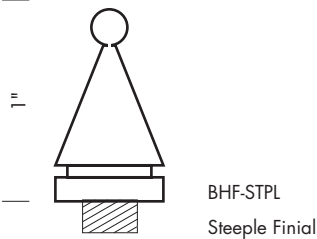
BHF-BUTN
Button Finial



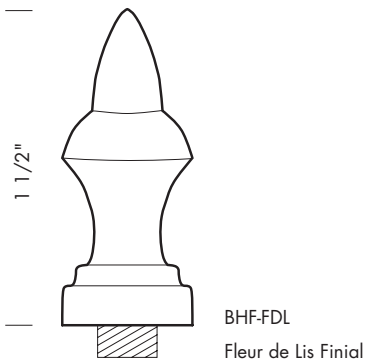
BHF-DOME
Dome Finial



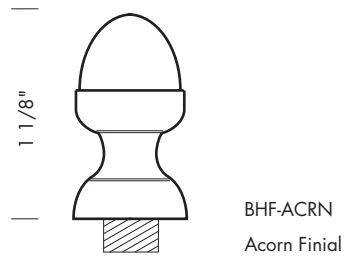
BHF-BALL
Ball Finial



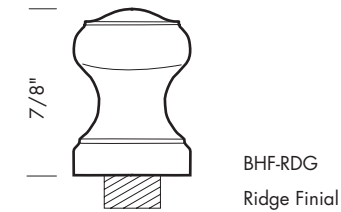
BHF-STPL
Steeple Finial



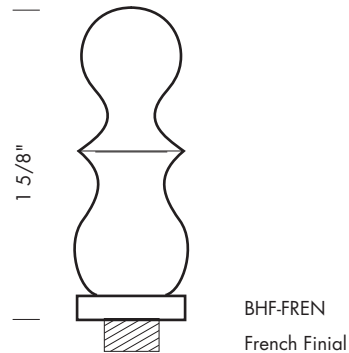
BHF-FDL
Fleur de Lis Finial




BHF-ACRN
Acorn Finial



BHF-RDG
Ridge Finial



BHF-FREN
French Finial



BHF-URN
Urn Finial

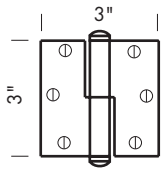
PROPRIETARY AND CONFIDENTIAL: The information contained in this drawing is the sole property of Sun Valley Bronze. Any reproduction in part or as a whole without the written permission of Sun Valley Bronze is prohibited.

Revised 05/29/09



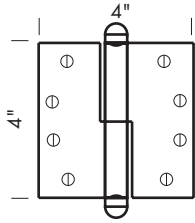
STANDARD DOOR HINGES

Illustrations are for demonstration purposes only. Any finial may be used on any size hinge.



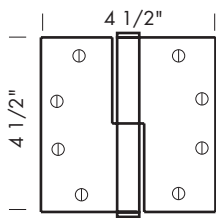
BH-3030

Hinge with finial. 3" x 3" (Shown with button finial).



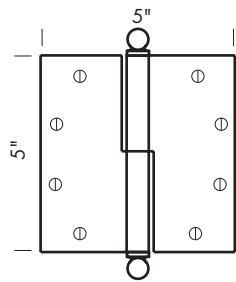
BH-4040

Hinge with finial. 4" x 4" (Shown with dome finial).



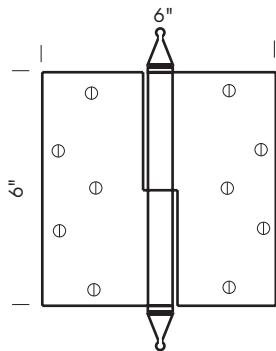
BH-4545

Hinge with finial. 4 1/2" x 4 1/2" (Shown with flat finial).



BH-5050

Hinge with finial. 5" x 5" (Shown with ball finial).



BH-6060

Hinge with finial. 6" x 6" (Shown with steeple finial).

- BH-3535 Hinge with finial. 3 1/2" x 3 1/2". Not shown.
- BH-5555 Hinge with finial. 5 1/2" x 5 1/2". Not shown.
- BH-6040 Hinge with finial. 6" x 4" (Not shown).
- BH-6045 Hinge with finial. 6" x 4 1/2" (Not shown)

Custom sizes are available.
Door handing is required.
Finial style must be specified.

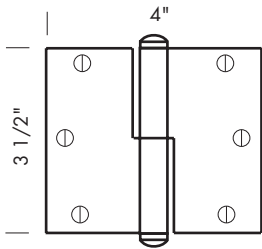
PROPRIETARY AND CONFIDENTIAL: The information contained in this drawing is the sole property of Sun Valley Bronze. Any reproduction in part or as a whole without the written permission of Sun Valley Bronze is prohibited.

Revised 05/29/09



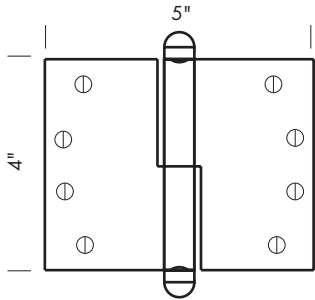
WIDE THROW DOOR HINGES

Illustrations are for demonstration purposes only. Any finial may be used on any size hinge.



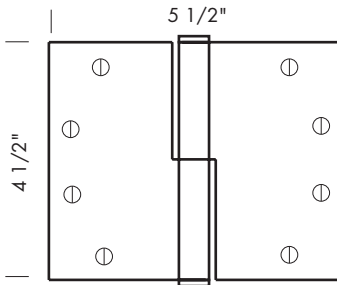
BH-3540

Hinge with finial. 3 1/2" x 4" (Shown with button finial).



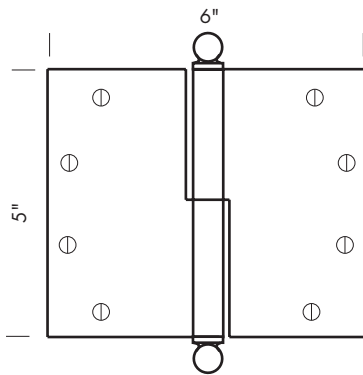
BH-4050

Hinge with finial. 4" x 5" (Shown with dome finial).



BH-4555

Hinge with finial. 4 1/2" x 5 1/2" (Shown with flat finial).



BH-5060

Hinge with finial. 5" x 6" (Shown with ball finial).

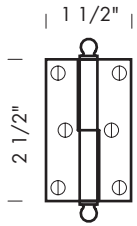
Custom sizes are available.
Door handing is required.
Finial style must be specified.

PROPRIETARY AND CONFIDENTIAL: The information contained in this drawing is the sole property of Sun Valley Bronze. Any reproduction in part or as a whole without the written permission of Sun Valley Bronze is prohibited.

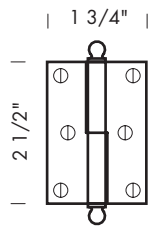
Revised 05/29/09



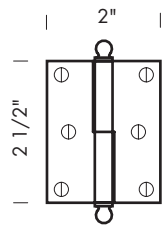
Illustrations are for demonstration purposes only. Any finial may be used on any size hinge.



BHC-25150 Cabinet hinge with finial. 2 1/2" x 1 1/2" (Shown with ball finial).



BHC-25175 Cabinet hinge with finial. 2 1/2" x 1 3/4" (Shown with ball finial).



BHC-25200 Cabinet hinge with finial. 2 1/2" x 2" (Shown with ball finial).

Adjustable Ball Bearing Cabinet Hinge.

Patented Design.

Hinge leaf thickness is approximately 1/8".

Leaf thickness varies slightly due to the sand-cast, hand-made nature of the product.

Door handing is required.

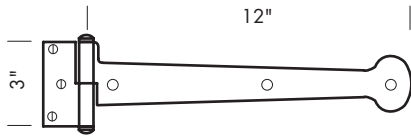
PROPRIETARY AND CONFIDENTIAL: The information contained in this drawing is the sole property of Sun Valley Bronze. Any reproduction in part or as a whole without the written permission of Sun Valley Bronze is prohibited.

Revised 05/29/09

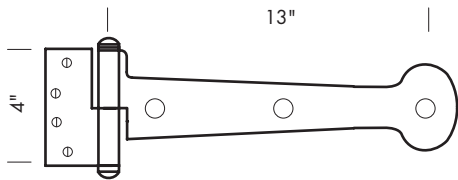


ACTIVE STRAP HINGES

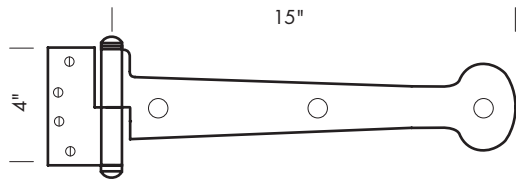
Illustrations are for demonstration purposes only. Any finial may be used on any size hinge.



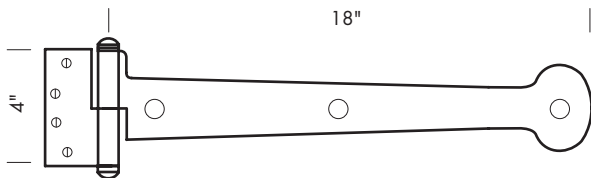
SH-B-12-ACT-CK 12" Active cabinet strap hinge.



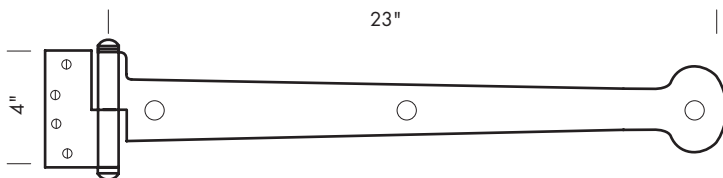
SH-B-13-ACT 13" Active strap hinge.



SH-B-15-ACT 15" Active strap hinge.



SH-B-18-ACT 18" Active strap hinge.



SH-B-23-ACT 23" Active strap hinge.

Custom sizes are available.

Door handing is required.

Finial style must be specified.

Any finial may be used on any size hinge. Please specify.

*Hinges can be surface mount or mortise mount at the jamb. Please specify.

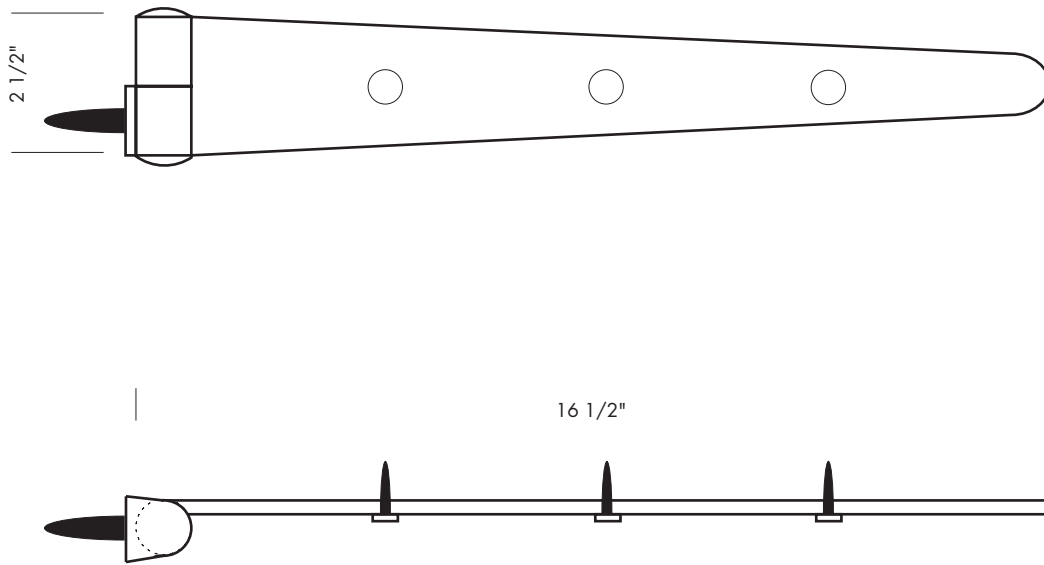
PROPRIETARY AND CONFIDENTIAL: The information contained in this drawing is the sole property of Sun Valley Bronze. Any reproduction in part or as a whole without the written permission of Sun Valley Bronze is prohibited.

Revised 05/29/09

SUN VALLEY BRONZE



Illustrations are for demonstration purposes only.



Active strap hinge.

SH-160-ACT 16 1/2" Active strap hinge.

Door handing is required.

PROPRIETARY AND CONFIDENTIAL: The information contained in this drawing is the sole property of Sun Valley Bronze. Any reproduction in part or as a whole without the written permission of Sun Valley Bronze is prohibited.

Revised 05/29/09

